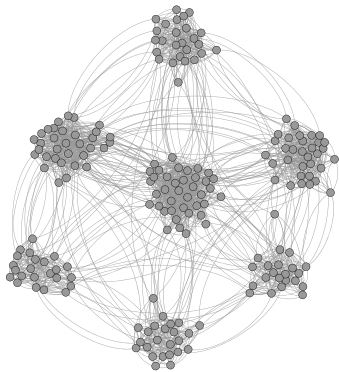



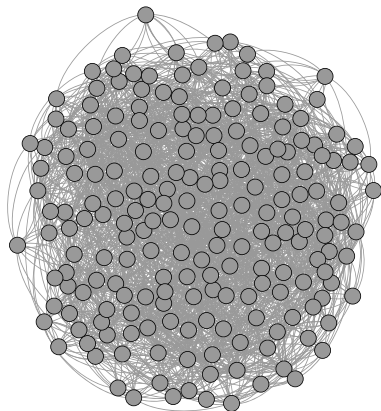
# LFR Benchmark Networks with 200 Nodes



$\mu=0.1$   
#Edges= 2206



$\mu=0.3$   
#Edges= 2628



$\mu=0.5$   
#Edges= 2462